

Anyone can use QUO cards with confidence *anytime, anywhere.*

QUO cards can be used at approx. 57,000 stores in Japan



Payment via QUO cards is possible when you see this sticker at the following stores.

Please show the card to the cashier upon payment.

List of QUO card member stores As of February 2019

Convenience stores



Drug stores

Cafe

Family restaurants

Gas stations

Music/Video/Book specialty stores



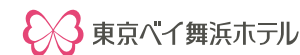
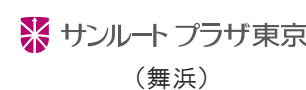
Toy stores

Golf stores

DIY stores

Hotels

Stationery stores



Book stores



The number of QUO card member stores will fluctuate. Please check the most updated list of member stores here. <https://www.quocard.com/member/>



QUO card user guide

- Payments of the following cannot be made via QUO cards: public fees, prepaid cards, postage stamps, revenue stamps, cigarettes, tickets, or payments for products that the publisher/dealer has specified that QUO cards are not valid.
- The remaining balance of the card can be checked at POS terminals, card readers installed at member stores, or via receipts.
- If the remaining balance is not sufficient, please combine the card with either another card, some cash, or another payment method.
- Products purchased with QUO cards cannot be returned.
- Currently issued QUO cards don't have an expiration date.
- Do not bend the card, get it dirty, or put it in close contact with magnets.
- QUO cards can only be used in Japan.
- The terms of the QUO card service is written in Japanese, and the applicable law shall be in Japanese.

Re-issue procedures for QUO cards with remaining balances, but which cannot be used

Step 1. Obtain a procedure form

Please obtain both the "Re-issue Procedure Form" and the "Envelope for Sending" (light blue) at a nearby QUO card member store.

Step 2. Fill out the form

Please fill out the necessary sections on the "Re-issue Procedure Form".

Step 3. Post the form

Please enclose the "Re-issue Procedure Form" (for application) and the QUO card in the "Envelope for Sending" (light blue), and post it.

Step 4. Arrival of a new QUO card

After checking the sent QUO card, we will then post a new QUO card with the same remaining balance to you within 2 weeks.

*Unfortunately operators at our inquiry desk can only respond in Japanese.

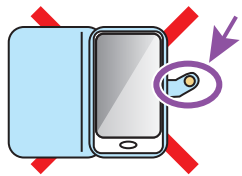
Precautions of using QUO cards

The following are precautions for using QUO cards with confidence. Please make a mental note of them.

- Magnetic information is recorded on the card.
- Sometimes the card cannot be used properly because of magnetic failure, deformation or dirt on the card. Please refrain from using it in a way that affects the card media and magnetic information.
- Please note the following points when you use the card.

*Sometimes the card cannot be used at a store for the following reasons.

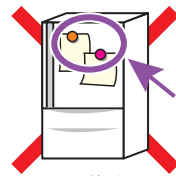
◆ Do not let it get close to items with magnetic force, such as:  shows the magnet part



Smartphone cases

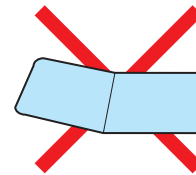


Buckles of hand bags

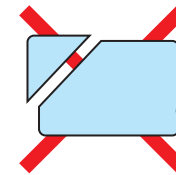


冷蔵庫
Magnets and magnet sheets

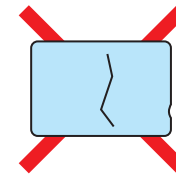
◆ Do not bend, cut, or scratch the card.



Bend




Cut



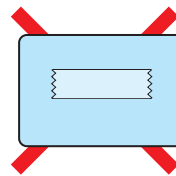
Scratch

- * Keeping the card with other cards such as credit cards will not pose a problem.
- * If you have an MR inspection, etc., please keep the card in a different place.

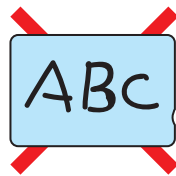
◆ Do not put stickers/tape on the card, nor write letters with ink on either side of the card.



Stickers



Tape

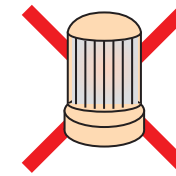


Writing

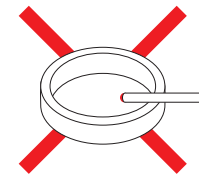
◆ Do not leave the card in an area of high temperatures as it may cause the card to deform.



Inside cars



Oil heaters



Ash trays

◆ Do not put solvents such as alcohol/thinner, or any other liquids on the card.



Solvents / Liquids

- * If the card gets dirty, gently wipe it with a wet tissue, etc.